



Bureau for Private Postsecondary Education

You can now [Print this page](#) for your records.

After printing, you can proceed to enter in your [Program](#) data

BPPE Annual Report for 2014 - Institution

Tracking Number: 2015082891611

Report for Year: 2014

Institution Name: Southern States University

Institution Code (If an institution has branch locations the institution code is the school code for the main location): 88680473

Street Address (Physical Location): 123 Camino De La Reina, Suite 100 East

City: San Diego

State: California

Zip Code: 92108

Number of Branch Locations: 1

Number of Satellite Locations: 1

Is this institution current with all assessments to the Student Tuition Recovery Fund?: yes

Is your institution accredited by an accrediting agency/agencies recognized by the United States Department of Education? Include only full institutional approval, not programmatic approval: yes

If you answered yes to the question above, please identify the accrediting agency: Accrediting Council for Independent Colleges and Schools

If your institution has specialized accreditation from a recognized United States Department of Education approved specialized/programmatic accreditor, list the accreditation: No.

Has any accreditation agency taken any formal disciplinary action against this institution? If Yes, please submit a paper copy of the action, refer to the Annual Report Completion Check Sheet.: no

Does your institution participate in federal financial aid programs under Title IV of


the Federal Higher Education Act?: no**What is the total amount of Title IV funds received by your institution in 2014?: 0****Does your institution participate in veteran's financial aid education programs?: no****What is the total amount of veteran's financial aid funds received by your institution in 2014?: 0****Does your institution participate in the Cal Grant program?: no****What is the total amount of Cal Grant funds received by your institution in 2014?: 0****Is your institution on the California Eligible Training Provider List (ETPL)?: no****Is your institution receiving funds from the Work Investment Act (WIA) Program?: no****What is the total amount of WIA funds received by your institution in 2014?: 0****Does your institution participate in, or offer any additional financial aid program?**

no

If yes, please indicate the name of the financial aid program:**If your institution reports a Cohort Default Rate to the US Department of Education, enter the most recent three year cohort default rate reported to the U.S. Department of Education for this institution: 0****The percentage of students who in 2014 received federal student loans to help pay their cost of education at the school was: 0****The percentage of institutional income in 2014 that was derived from public funding.: 0****Number of Doctorate Degrees Offered: 0****Number of Students enrolled in Doctorate level programs at this Institution: 0****Number of Master Degrees Offered: 1****Number of Students enrolled in Master level programs at this institution: 203****Number of Bachelor Degrees Offered: 1****Number of Students enrolled in Bachelor level programs at this institution: 48****Number of Associate Degrees Offered: 0****Number of Students enrolled in Associate I programs at this institution: 0****Number of Diploma or Certificate Programs Offered: 1**

Number of Students enrolled in Diploma or Certificate programs at this institution:
542**Link to your Institution website:** <http://www.ssu.edu/>**Link to your Performance Fact Sheet if it appears on your website:**
<http://www.ssu.edu/about/overview/>**Link to your Catalog if it appears on your website:** <http://www.ssu.edu/wp-content/uploads/2014-2015-Academic-Catalog-Final-8.pdf>**Link to your Annual Report if it appears on your website:**
<http://www.ssu.edu/about/overview/>

[Skip to Main Content](#)



Department of Consumer Affairs

BPPE Bureau for Private Postsecondary Education

[About Us](#) | [Complaints](#) | [Contact Us](#) | [Forms](#) | [Laws](#)

Statewide search: Search



Search this site: Search



This Site California

- [Home](#)
- [Students](#)
 - [Approved Schools](#)
 - [Choosing a career and a school](#)
 - [Guide for students facing a school closure](#)
 - [Student Tuition Recovery Fund Application](#)
 - [Transcript Request Form](#)
 - [More...](#)
- [Schools](#)
 - [Accreditation Overview](#)
 - [Annual Reports](#)
 - [Approved Schools](#)
 - [Applications](#)
 - [Successful School Closures](#)
 - [More...](#)
- [Enforcement](#)
 - [How to File a Complaint](#)
 - [Compliance Inspections](#)
 - [Disciplinary Actions](#)
 - [FAQ's](#)
 - [More...](#)

BPPE Annual Report for 2014 - Programs

Please Review your data below. PRIOR TO SUBMITTING THIS INFORMATION TO THE DATABASE, YOU HAVE A FEW OPTIONS IN TERMS OF RECEIVING COPIES OF THE INFORMATION YOU ARE ENTERING:

1. *If you'd like an email containing this data sent to you, please enter your email address into the textbox located just above the Captcha section towards the bottom of this form.*
2. *After you click on the "Submit to Database" button below, please follow the instructions to complete this section of the annual report process.*

Institution Information

1. Report for Year: 2014
2. Institution Code (Enter institutional code (main location)):
88680473

Information for each Educational**Program Offered at the Institution**

3. Degree/Program Level: Master If "Other", please specify:
4. Degree/Program Title: Master of Business Administration If "Other Doctorate", "Other Master", "Other Bachelor", "Other Associate" or "Other" was chosen, please specify:
the Integrated Postsecondary Education Data System (IPEDS) of the United States Department of Education? Yes No
5. Name of Program (e.g. Business Administration, Massage, etc.):
Business Administration
6. Number of Degrees or Diplomas Awarded: 48
7. Total Charges for this program \$ 12566
8. Number of Students Who Began the Program: 96
9. Students Available for Graduation: 96
10. Graduates: 35
11. Completion Rate: 36
12. 150% Completion Rate: 21

Placement

14. Graduates Available for Employment: 5
15. Graduates Employed in the Field: 5
16. Placement Rate: 100

Exam Passage Rate

17. Graduates employed in the field an average of less than 32 hours per week:
1
18. Graduates employed in the field an average of 32 or more hours per week:
4

19. Does this educational program lead to an occupation that requires licensing?

Yes No If "Yes", please provide the information below:

(For each of the last two years):

First Data Year

20. Year (YYYY): [Select the Year]
 21. Name of the licensing entity that licenses this field:
 22. Name of Exam:
 23. Number of Students Taking Exam:
 24. Number Who Passed the Exam:
 25. Number Who Failed the Exam:
 26. Passage Rate:
 27. Is this data from the licensing agency that administered the exam?
 Yes No
- Name of Agency :

28. If the response was “no” provide a description of the process used for attempting to contact students:

Second Data Year

29. Year (YYYY): *Select the Year* ▾
30. Name of the licensing entity that licenses this field:
31. Name of Exam:
32. Number of Students Taking Exam:
33. Number Who Passed the Exam:
34. Number Who Failed the Exam:
35. Passage Rate:
36. Is this data from the licensing agency that administered the exam?
 Yes No
 Name of Agency :
37. If the response was “no” provide a description of the process used for attempting to contact students:

38. If graduates have the option or requirement for more than one type of licensing exam click this box and provide the names of other licensing exam options:
 Name of Option/Requirement:
 Name of Option/Requirement:
 Name of Option/Requirement:

Salary Data

39. Graduates Available for Employment: 5
40. Graduates Employed in the Field: 5
41. Graduates Employed in the Field Reported receiving the following Salary or Wage:
- \$0 – \$5,000.00: 0
- \$5001.00 – \$10,000: 0
- \$10,001.00 - \$15,000.00: 0

\$15,001.00 - \$20,000.00: 0
 \$20,001.00 - \$25,000.00: 0
 \$25,001.00 - \$30,000.00: 1
 \$30,001.00 - \$35,000.00: 0
 \$35,001.00 - \$40,000.00: 1
 \$40,001.00 - \$45,000.00: 0
 \$45,001.00 - \$50,000.00: 0
 \$50,001.00 - \$55,000.00: 0
 \$55,001.00 - \$60,000.00: 0
 \$60,001.00 - \$65,000.00: 0
 \$65,001.00 - \$70,000.00: 0
 \$70,001.00 - \$75,000.00: 0
 \$75,001.00 - \$80,000.00: 0
 \$80,001.00 - \$85,000.00: 1
 \$85,001.00 - \$90,000.00: 0
 \$90,001.00 - \$95,000.00: 0
 \$95,001.00 - \$100,000.00: 0
 Over \$100,000.00 : 0

**Do you want an email containing the information you've entered above sent to you?
If so, please enter it here:**

***CAPTCHA: (Please enter the text found in the image below
or specified in the audio link to validate the submission of your data.)**



[Listen To This](#)

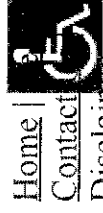
[Submit to Database](#)

I declare under penalty of perjury under the laws of the State of California that the foregoing and all attachments are true and correct.

click on the icon below.



Copyright © 2015 State of California



[Home](#) | [Contact](#) | [Disclaimer](#) | [Conditions of Use](#) | [Accessibility](#)

This web site

contains PDF

documents that

require the most

current version of

Adobe Reader to

view. To download

[Skip to Main Content](#)



BPPE Bureau for Private Postsecondary Education

[About Us](#) | [Complaints](#) | [Contact Us](#) | [Forms](#) | [Laws](#)

Statewide search: Search



Search this site: Search



This Site California

- [Home](#)
- [Students](#)
 - [Approved Schools](#)
 - [Choosing a career and a school](#)
 - [Guide for students facing a school closure](#)
 - [Student Tuition Recovery Fund Application](#)
 - [Transcript Request Form](#)
 - [More...](#)
- [Schools](#)
 - [Accreditation Overview](#)
 - [Annual Reports](#)
 - [Approved Schools](#)
 - [Applications](#)
 - [Successful School Closures](#)
 - [More...](#)
- [Enforcement](#)
 - [How to File a Complaint](#)
 - [Compliance Inspections](#)
 - [Disciplinary Actions](#)
 - [FAQ's](#)
 - [More...](#)

Thank You!

Thank You, your Annual Report Program data for 2014 has been submitted.

There are two options to ensure the institution is in compliance with California Education Code 94913 (a)(5).

****IMPORTANT** – This is the only opportunity to complete the below requirement. Do not leave this page until you have completed number 1 or 2 below.**

The institution can either:

1. Print and scan a copy of the submission to be uploaded to the institution's website:
[Click here for a printable version of your annual report.](#)

OR

2. Convert the submission to PDF format to be uploaded to the institution's website:
Internet Explorer, Mozilla Firefox, Google Chrome: [WITH full featured Adobe Acrobat](#)
Internet Explorer, Mozilla Firefox, Google Chrome: [WITHOUT full featured Adobe Acrobat](#)

Once one of the two options above is completed, you may enter in additional Program data or begin to enter in Branch data. If necessary, the institution may leave the Annual Report site and return at a later time (but before September 1, 2015) to submit the remainder of the required data.

[Home](#) | [Contact Us](#) | [Disclaimer](#)
[Conditions of Use](#) | [Accessibility](#)

This web site contains PDF documents that require the most current version of Adobe Reader to view. To download click on the icon below.



Copyright © 2015 State of California



Department of Consumer Affairs

Bureau for Private Postsecondary Education

You can now [Print this page](#) for your records.

After printing, you can proceed to enter in additional [Programs](#) data OR
you can begin to enter in [Branches](#) data

BPPE Annual Report for 2014 – Programs

Tracking Number: 2015082892047

Report for Year: 2014

Institution Code: 88680473

INFORMATION FOR EACH EDUCATIONAL PROGRAM OFFERED AT THE INSTITUTION

Degree/Program Level: Master

If Other, please specify:

Degree/Program Title: MasterBusinessAdmin

If Other Doctorate, Other Master, Other Bachelor, Other Associate or Other was chosen, please specify:

Name of Program (e.g. Business Administration, Massage, etc.): Business Administration

Number of Degrees or Diplomas Awarded: 48

Total Charges for this program (Report whole dollars only): \$ 12566

Number of Students Who Began the Program: 96

Students Available for Graduation: 96

Graduates: 35

Completion Rate: 36

150% Completion Rate: 21

Is the above data taken from the data that was reported to and calculated by the Integrated Postsecondary Education Data System (IPEDS) of the United States

Department of Education?:

no

PLACEMENT

Graduates Available for Employment: 5

Graduates Employed in the Field: 5

Placement Rate: 100

Graduates employed in the field an average of less than 32 hours per week: 1

Graduates employed in the field an average of 32 or more hours per week: 4

EXAM PASSAGE RATE

Does this educational program lead to an occupation that requires licensing?: no

If Yes, please provide the information below (For each of the last two years):
First Data Year (YYYY):

Name of the licensing entity that licenses this field:

Name of Exam:

Number of Students Taking Exam:

Number Who Passed the Exam:

Number Who Failed the Exam:

Passage Rate:

Is this data from the licensing agency that administered the exam?:

Name of Agency:

If the response was no, provide a description of the process used for attempting to contact students:

Second Data Year (YYYY):

Name of the licensing entity that licenses this field:

Name of Exam:

Number of Students Taking Exam:

Number Who Passed the Exam:

Number Who Failed the Exam:

↓
Passage Rate:

Is this data from the licensing agency that administered the exam?:

Name of Agency:

If the response was no, provide a description of the process used for attempting to contact students:

Do graduates have the option or requirement for more than one type of licensing exam?:

Provide the names of other licensing exam options:

Name of Option/Requirement:

Name of Option/Requirement:

Name of Option/Requirement:

SALARY DATA

Graduates Available for Employment: 5

Graduates Employed in the Field: 5

Graduates Employed in the Field Reported receiving the following Salary or Wage:

\$0 - \$5,000.00: 0

\$5,001.00 - \$10,000.00: 0

\$10,001.00 - \$15,000.00: 0

\$15,001.00 - \$20,000.00: 0

\$20,001.00 - \$25,000.00: 0

↓
\$25,001.00 - \$30,000.00: 1

\$30,001.00 - \$35,000.00: 0

\$35,001.00 - \$40,000.00: 1

\$40,001.00 - \$45,000.00: 0

\$45,001.00 - \$50,000.00: 0

\$50,001.00 - \$55,000.00: 0

\$55,001.00 - \$60,000.00: 0
\$60,001.00 - \$65,000.00: 0
\$65,001.00 - \$70,000.00: 0
\$70,001.00 - \$75,000.00: 0
\$75,001.00 - \$80,000.00: 0
\$80,001.00 - \$85,000.00: 1
\$85,001.00 - \$90,000.00: 0
\$90,001.00 - \$95,000.00: 0
\$95,001.00 - \$100,000.00: 0
Over \$100,000.00: 0



Department of Consumer Affairs

BPPE Bureau for Private Postsecondary Education

[HOME](#)
[STUDENTS](#)
[SCHOOLS](#)
[ENFORCEMENT](#)
[About Us](#)
[Contact Us](#)
[Feedback](#)

Search

[This Site](#)
[California](#)

BPPE Annual Report for 2014 - Programs

Institution Information

- Report for Year: **2014**
- Institution Code (Enter institutional code (main location)): **68680473**

Information for each Educational Program Offered at the Institution

- Degree/Program Level: **Bachelor** ▾ If "Other", please specify:
- Degree/Program Title: **Other** ▾ If "Other Doctorate", "Other Master", "Other Bachelor", "Other Associate" or "Other" was chosen, please specify: **Bachelor of Business Admini**
- Name of Program (e.g. Business Administration, Massage, etc.): **Business Administration**
- Number of Degrees or Diplomas Awarded: **14**
- Total Charges for this program \$: **25660**
- Number of Students Who Began the Program: **28**
- Students Available for Graduation: **28**
- Graduates: **10**
- Completion Rate: **36**
- 150% Completion Rate: **4**
- Is the above data taken from the data that was reported to and calculated by the Integrated Postsecondary Education Data System (IPEDS) of the United States Department of Education?
 Yes No

Placement

- Graduates Available for Employment: **2**
- Graduates Employed in the Field: **2**
- Placement Rate: **100**
- Graduates employed in the field an average of less than 32 hours per week: **1**
- Graduates employed in the field an average of 32 or more hours per week: **1**

Exam Passage Rate

- Does this educational program lead to an occupation that requires licensing?

 Yes No If "Yes", please provide the information below:

(For each of the last two years):

First Data Year

- Year (YYYY): ***Select the Year*** ▾

- Name of the licensing entity that licenses this field:

22. Name of Exam:

23. Number of Students Taking Exam:

24. Number Who Passed the Exam:

25. Number Who Failed the Exam:

26. Passage Rate:

- Is this data from the licensing agency that administered the exam?

 Yes No

Name of Agency:

- If the response was "no" provide a description of the process used for attempting to contact students:

Second Data Year

29. Year (YYYY): *Select the Year* ▼

30. Name of the licensing entity that licenses this field:

31. Name of Exam:

32. Number of Students Taking Exam:

33. Number Who Passed the Exam:

34. Number Who Failed the Exam:

35. Passage Rate:

36. Is this data from the licensing agency that administered the exam?

Yes No

Name of Agency:

37. If the response was "no" provide a description of the process used for attempting to contact students:

38. If graduates have the option or requirement for more than one type of licensing exam, click this box and provide the names of other licensing exam options:

Name of Option/Requirement:

Name of Option/Requirement:

Name of Option/Requirement:

Salary Data

39. Graduates Available for Employment: 2

40. Graduates Employed in the Field: 2

41. Graduates Employed in the Field Reported receiving the following Salary or Wage:

- \$0 - \$5,000.00: 1
- \$5001.00 - \$10,000: 0
- \$10,001.00 - \$15,000.00: 0
- \$15,001.00 - \$20,000.00: 0
- \$20,001.00 - \$25,000.00: 0
- \$25,001.00 - \$30,000.00: 0
- \$30,001.00 - \$35,000.00: 0
- \$35,001.00 - \$40,000.00: 0
- \$40,001.00 - \$45,000.00: 0
- \$45,001.00 - \$50,000.00: 1
- \$50,001.00 - \$55,000.00: 0
- \$55,001.00 - \$60,000.00: 0
- \$60,001.00 - \$65,000.00: 0
- \$65,001.00 - \$70,000.00: 0
- \$70,001.00 - \$75,000.00: 0
- \$75,001.00 - \$80,000.00: 0
- \$80,001.00 - \$85,000.00: 0
- \$85,001.00 - \$90,000.00: 0
- \$90,001.00 - \$95,000.00: 0
- \$95,001.00 - \$100,000.00: 0
- Over \$100,000.00: 0

[Submit](#)

I declare under penalty of perjury under the laws of the State of California that the foregoing and all attachments are true and correct.



[Home](#) | [Help](#) | [Contact Us](#) | [Disclaimer](#)
[Conditions of Use](#) | [Accessibility](#)

This web site contains PDF documents that require the most current version of Adobe Reader to view. To download click on the icon below.



Copyright © 2015 State of California

[Skip to Main Content](#)



Department of Consumer Affairs

BPPE Bureau for Private Postsecondary Education

[About Us](#) | [Complaints](#) | [Contact Us](#) | [Forms](#) | [Laws](#)

Statewide search: Search



Search this site: Search



This Site California

- [Home](#)
- [Students](#)
 - [Approved Schools](#)
 - [Choosing a career and a school](#)
 - [Guide for students facing a school closure](#)
 - [Student Tuition Recovery Fund Application](#)
 - [Transcript Request Form](#)
 - [More...](#)
- [Schools](#)
 - [Accreditation Overview](#)
 - [Annual Reports](#)
 - [Approved Schools](#)
 - [Applications](#)
 - [Successful School Closures](#)
 - [More...](#)
- [Enforcement](#)
 - [How to File a Complaint](#)
 - [Compliance Inspections](#)
 - [Disciplinary Actions](#)
 - [FAQ's](#)
 - [More...](#)

BPPE Annual Report for 2014 - Programs

Please Review your data below. PRIOR TO SUBMITTING THIS INFORMATION TO THE DATABASE, YOU HAVE A FEW OPTIONS IN TERMS OF RECEIVING COPIES OF THE INFORMATION YOU ARE ENTERING:

1. *If you'd like an email containing this data sent to you, please enter your email address into the textbox located just above the Captcha section towards the bottom of this form.*
2. *After you click on the "Submit to Database" button below, please follow the instructions to complete this section of the annual report process.*

Institution Information

1. Report for Year: **2014**
2. Institution Code (Enter institutional code (main location)):
88680473

Information for each Educational**Program Offered at the Institution**

3. Degree/Program Level: Bachelor ▾ If "Other", please specify: **13.** Is the above data taken from the data from the data that was reported to the Integrated Postsecondary Education Data System (IPEDS) of the United States Department of Education? Yes No
4. Degree/Program Title: Other ▾ If "Other Doctorate", that was reported to the Integrated Postsecondary Education Data System (IPEDS) of the United States Department of Education? specify: Bachelor of Business Admini:
Business Administration
5. Name of Program (e.g. Business Administration, Massage, etc.):
Business Administration
6. Number of Degrees or Diplomas Awarded: **14**
7. Total Charges for this program \$ **25660**
8. Number of Students Who Began the Program: **28**
9. Students Available for Graduation: **28**
10. Graduates: **10**
11. Completion Rate: **36**
12. 150% Completion Rate: **4**

Placement

14. Graduates Available for Employment: **2**
15. Graduates Employed in the Field: **2**
16. Placement Rate: **100**

Exam Passage Rate

17. Graduates employed in the field an average of less than 32 hours per week:
1
18. Graduates employed in the field an average of 32 or more hours per week:
1

19. Does this educational program lead to an occupation that requires licensing?

Yes No If "Yes", please provide the information below:

(For each of the last two years):

First Data Year

20. Year (YYYY): *Select the Year* ▾
21. Name of the licensing entity that licenses this field:
22. Name of Exam:
23. Number of Students Taking Exam:
24. Number Who Passed the Exam:
25. Number Who Failed the Exam:
26. Passage Rate:
27. Is this data from the licensing agency that administered the exam?
 Yes No

Name of Agency :

28. If the response was “no” provide a description of the process used for attempting to contact students:

Second Data Year

29. Year (YYYY): *Select the Year* ▼

30. Name of the licensing entity that licenses this field:

31. Name of Exam:

32. Number of Students Taking Exam:

33. Number Who Passed the Exam:

34. Number Who Failed the Exam:

35. Passage Rate:

36. Is this data from the licensing agency that administered the exam?

Yes No

Name of Agency :

37. If the response was “no” provide a description of the process used for attempting to contact students:

38. If graduates have the option or requirement for more than one type of licensing exam click this box and provide the names of other licensing exam options:

Name of Option/Requirement:

Name of Option/Requirement:

Name of Option/Requirement:

Salary Data

39. Graduates Available for Employment: 2

40. Graduates Employed in the Field: 2

41. Graduates Employed in the Field Reported receiving the following Salary or Wage:

\$0 – \$5,000.00: 1


\$5001.00 – \$10,000: 0

\$10,001.00 – \$15,000.00: 0

\$15,001.00 - \$20,000.00: 0
 \$20,001.00 - \$25,000.00: 0
 \$25,001.00 - \$30,000.00: 0
 \$30,001.00 - \$35,000.00: 0
 \$35,001.00 - \$40,000.00: 0
 \$40,001.00 - \$45,000.00: 0
 \$45,001.00 - \$50,000.00: 1
 \$50,001.00 - \$55,000.00: 0
 \$55,001.00 - \$60,000.00: 0
 \$60,001.00 - \$65,000.00: 0
 \$65,001.00 - \$70,000.00: 0
 \$70,001.00 - \$75,000.00: 0
 \$75,001.00 - \$80,000.00: 0
 \$80,001.00 - \$85,000.00: 0
 \$85,001.00 - \$90,000.00: 0
 \$90,001.00 - \$95,000.00: 0
 \$95,001.00 - \$100,000.00: 0
 Over \$100,000.00 : 0

**Do you want an email containing the information you've entered above sent to you?
If so, please enter it here:**

***CAPTCHA: (Please enter the text found in the image below
or specified in the audio link to validate the submission of your data.)**



[Listen To This](#)

I declare under penalty of perjury under the laws of the State of California that the foregoing and all attachments are true and correct.

click on the icon below.



[Home](#) |

[Contact](#) |

[Disclaimer](#) |

[Conditions of Use](#) |

[Accessibility](#)

This web site

contains PDF

documents that

require the most

current version of

Adobe Reader to

view. To download

Copyright © 2015 State of California

[Skip to Main Content](#)



Department of Consumer Affairs Bureau for Private Postsecondary Education

[About Us](#) | [Complaints](#) | [Contact Us](#) | [Forms](#) | [Laws](#)

Statewide search: Search



Search this site: Search



This Site California

- [Home](#)
- [Students](#)
 - [Approved Schools](#)
 - [Choosing a career and a school](#)
 - [Guide for students facing a school closure](#)
 - [Student Tuition Recovery Fund Application](#)
 - [Transcript Request Form](#)
 - [More...](#)
- [Schools](#)
 - [Accreditation Overview](#)
 - [Annual Reports](#)
 - [Approved Schools](#)
 - [Applications](#)
 - [Successful School Closures](#)
 - [More...](#)
- [Enforcement](#)
 - [How to File a Complaint](#)
 - [Compliance Inspections](#)
 - [Disciplinary Actions](#)
 - [FAQ's](#)
 - [More...](#)

Thank You!

Thank You, your Annual Report Program data for 2014 has been submitted.

There are two options to ensure the institution is in compliance with California Education Code 94913 (a)(5).

****IMPORTANT** – This is the only opportunity to complete the below requirement. Do not leave this page until you have completed number 1 or 2 below.**

The institution can either:

1. Print and scan a copy of the submission to be uploaded to the institution's website:
[Click here for a printable version of your annual report.](#)

OR

2. Convert the submission to PDF format to be uploaded to the institution's website:
Internet Explorer, Mozilla Firefox, Google Chrome: [WITH full featured Adobe Acrobat](#)
Internet Explorer, Mozilla Firefox, Google Chrome: [WITHOUT full featured Adobe Acrobat](#)

Once one of the two options above is completed, you may enter in additional [Program](#) data or begin to enter in [Branch](#) data. If necessary, the institution may leave the Annual Report site and return at a later time (but before September 1, 2015) to submit the remainder of the required data.

[Home](#) | [Contact Us](#) | [Disclaimer](#)
[Conditions of Use](#) | [Accessibility](#)

This web site contains PDF documents that require the most current version of Adobe Reader to view. To download click on the icon below.



Copyright © 2015 State of California



Department of Consumer Affairs

Bureau for Private Postsecondary Education

You can now [Print this page](#) for your records.

After printing, you can proceed to enter in additional [Programs](#) data OR you can begin to enter in [Branches](#) data

BPPE Annual Report for 2014 – Programs

Tracking Number: 2015082892535

Report for Year: 2014

Institution Code: 88680473

INFORMATION FOR EACH EDUCATIONAL PROGRAM OFFERED AT THE INSTITUTION

Degree/Program Level: Bachelor

If Other, please specify:

Degree/Program Title: Other

If Other Doctorate, Other Master, Other Bachelor, Other Associate or Other was chosen, please specify: Bachelor of Business Administration

Name of Program (e.g. Business Administration, Massage, etc.): Business Administration

Number of Degrees or Diplomas Awarded: 14

Total Charges for this program (Report whole dollars only): \$ 25660

Number of Students Who Began the Program: 28

Students Available for Graduation: 28

Graduates: 10

Completion Rate: 36

150% Completion Rate: 4

Is the above data taken from the data that was reported to and calculated by the Integrated Postsecondary Education Data System (IPEDS) of the United States

Department of Education?:

no

PLACEMENT**Graduates Available for Employment: 2****Graduates Employed in the Field: 2****Placement Rate: 100****Graduates employed in the field an average of less than 32 hours per week: 1****Graduates employed in the field an average of 32 or more hours per week: 1****EXAM PASSAGE RATE****Does this educational program lead to an occupation that requires licensing?: no****If Yes, please provide the information below (For each of the last two years):****First Data Year (YYYY):****Name of the licensing entity that licenses this field:****Name of Exam:****Number of Students Taking Exam:****Number Who Passed the Exam:****Number Who Failed the Exam:****Passage Rate:****Is this data from the licensing agency that administered the exam?:****Name of Agency:****If the response was no, provide a description of the process used for attempting to contact students:****Second Data Year (YYYY):****Name of the licensing entity that licenses this field:****Name of Exam:****Number of Students Taking Exam:****Number Who Passed the Exam:**

Number Who Failed the Exam:**Passage Rate:**

Is this data from the licensing agency that administered the exam?:

Name of Agency:

If the response was no, provide a description of the process used for attempting to contact students:

Do graduates have the option or requirement for more than one type of licensing exam?:

Provide the names of other licensing exam options:

Name of Option/Requirement:

Name of Option/Requirement:

Name of Option/Requirement:

SALARY DATA

Graduates Available for Employment: 2

Graduates Employed in the Field: 2

Graduates Employed in the Field Reported receiving the following Salary or Wage:

\$0 - \$5,000.00: 1

\$5,001.00 - \$10,000.00: 0

\$10,001.00 - \$15,000.00: 0

\$15,001.00 - \$20,000.00: 0

\$20,001.00 - \$25,000.00: 0

\$25,001.00 - \$30,000.00: 0

\$30,001.00 - \$35,000.00: 0

\$35,001.00 - \$40,000.00: 0

\$40,001.00 - \$45,000.00: 0

\$45,001.00 - \$50,000.00: 1

\$50,001.00 - \$55,000.00: 0

\$55,001.00 - \$60,000.00: 0
\$60,001.00 - \$65,000.00: 0
\$65,001.00 - \$70,000.00: 0
\$70,001.00 - \$75,000.00: 0
\$75,001.00 - \$80,000.00: 0
\$80,001.00 - \$85,000.00: 0
\$85,001.00 - \$90,000.00: 0
\$90,001.00 - \$95,000.00: 0
\$95,001.00 - \$100,000.00: 0
Over \$100,000.00: 0

[Skip to Main Content](#)



Department of Consumer Affairs

BPPE Bureau for Private Postsecondary Education

[About Us](#) | [Complaints](#) | [Contact Us](#) | [Forms](#) | [Laws](#)

Statewide search: Search



Search this site: Search



This Site California

- [Home](#)
- [Students](#)
 - [Approved Schools](#)
 - [Choosing a career and a school](#)
 - [Guide for students facing a school closure](#)
 - [Student Tuition Recovery Fund Application](#)
 - [Transcript Request Form](#)
 - [More...](#)
- [Schools](#)
 - [Accreditation Overview](#)
 - [Annual Reports](#)
 - [Approved Schools](#)
 - [Applications](#)
 - [Successful School Closures](#)
 - [More...](#)
- [Enforcement](#)
 - [How to File a Complaint](#)
 - [Compliance Inspections](#)
 - [Disciplinary Actions](#)
 - [FAQ's](#)
 - [More...](#)

BPPE Annual Report for 2014 - Programs

Please Review your data below. PRIOR TO SUBMITTING THIS INFORMATION TO THE DATABASE, YOU HAVE A FEW OPTIONS IN TERMS OF RECEIVING COPIES OF THE INFORMATION YOU ARE ENTERING:

1. *If you'd like an email containing this data sent to you, please enter your email address into the textbox located just above the Captcha section towards the bottom of this form.*
2. *After you click on the "Submit to Database" button below, please follow the instructions to complete this section of the annual report process.*

Institution Information

1. Report for Year: **2014**
 2. Institution Code (Enter institutional code (main location)):
 88680473

Information for each Educational**Program Offered at the Institution**

3. Degree/Program Level: Other If "Other", please specify:
 Intensive English Program
4. Degree/Program Title: Other If "Other Doctorate", that was reported by the data taken from the data
 "Other Master", "Other Bachelor", "Other Associate" or "Other" was chosen, please specify: Intensive English Program
5. Name of Program (e.g. Business Administration, Massage, etc.):
 Intensive English Program
6. Number of Degrees or Diplomas Awarded: 0
7. Total Charges for this program \$ 1138
8. Number of Students Who Began the Program: 361
9. Students Available for Graduation: 361
10. Graduates: 148
11. Completion Rate: 41
12. 150% Completion Rate: 0

Placement

14. Graduates Available for Employment: 0

15. Graduates Employed in the Field: 0

16. Placement Rate: 0

17. Graduates employed in the field an average of less than 32 hours per week:
 0

18. Graduates employed in the field an average of 32 or more hours per week:
 0

Yes No If "Yes", please provide the information below:

(For each of the last two years):

First Data Year

20. Year (YYYY): *Select the Year*

21. Name of the licensing entity that licenses this field:

22. Name of Exam:

23. Number of Students Taking Exam:

24. Number Who Passed the Exam:

25. Number Who Failed the Exam:

26. Passage Rate:

27. Is this data from the licensing agency that administered the exam?


Yes No

Name of Agency :

Exam Passage Rate

19. Does this educational program lead to an occupation that requires licensing?







[Skip to Main Content](#)



BPE Bureau for Private Postsecondary Education

[About Us](#) | [Complaints](#) | [Contact Us](#) | [Forms](#) | [Laws](#)

Statewide search:



Search this site:



This Site California

- [Home](#)
- [Students](#)
 - [Approved Schools](#)
 - [Choosing a career and a school](#)
 - [Guide for students facing a school closure](#)
 - [Student Tuition Recovery Fund Application](#)
 - [Transcript Request Form](#)
 - [More...](#)
- [Schools](#)
 - [Accreditation Overview](#)
 - [Annual Reports](#)
 - [Approved Schools](#)
 - [Applications](#)
 - [Successful School Closures](#)
 - [More...](#)
- [Enforcement](#)
 - [How to File a Complaint](#)
 - [Compliance Inspections](#)
 - [Disciplinary Actions](#)
 - [FAQ's](#)
 - [More...](#)

Thank You!

Thank You, your Annual Report Program data for 2014 has been submitted.

There are two options to ensure the institution is in compliance with California Education Code 94913 (a)(5).

****IMPORTANT** – This is the only opportunity to complete the below requirement. Do not leave this page until you have completed number 1 or 2 below.**

The institution can either:

1. Print and scan a copy of the submission to be uploaded to the institution's website:
[Click here for a printable version of your annual report.](#)

OR

2. Convert the submission to PDF format to be uploaded to the institution's website:
Internet Explorer, Mozilla Firefox, Google Chrome: [WITH full featured Adobe Acrobat](#)
Internet Explorer, Mozilla Firefox, Google Chrome: [WITHOUT full featured Adobe Acrobat](#)

Once one of the two options above is completed, you may enter in additional Program data or begin to enter in Branch data. If necessary, the institution may leave the Annual Report site and return at a later time (but before September 1, 2015) to submit the remainder of the required data.

[Home](#) | [Contact Us](#) | [Disclaimer](#)
[Conditions of Use](#) | [Accessibility](#)

This web site contains PDF documents that require the most current version of Adobe Reader to view. To download click on the icon below.



Copyright © 2015 State of California



Department of Consumer Affairs

Bureau for Private Postsecondary Education

You can now [Print this page](#) for your records.

After printing, you can proceed to enter in additional [Programs](#) data OR
you can begin to enter in [Branches](#) data

BPPE Annual Report for 2014 – Programs

Tracking Number: 2015082893140

Report for Year: 2014

Institution Code: 88680473

INFORMATION FOR EACH EDUCATIONAL PROGRAM OFFERED AT THE INSTITUTION

Degree/Program Level: Other

If Other, please specify: Intensive English Program

Degree/Program Title: Other

If Other Doctorate, Other Master, Other Bachelor, Other Associate or Other was chosen, please specify: Intensive English Program

Name of Program (e.g. Business Administration, Massage, etc.): Intensive English Program

Number of Degrees or Diplomas Awarded: 0

Total Charges for this program (Report whole dollars only): \$ 1138

Number of Students Who Began the Program: 361

Students Available for Graduation: 361

Graduates: 148

Completion Rate: 41

150% Completion Rate: 0

Is the above data taken from the data that was reported to and calculated by the Integrated Postsecondary Education Data System (IPEDS) of the United States

Department of Education?:

no

PLACEMENT

Graduates Available for Employment: 0

Graduates Employed in the Field: 0

Placement Rate: 0

Graduates employed in the field an average of less than 32 hours per week: 0

Graduates employed in the field an average of 32 or more hours per week: 0

EXAM PASSAGE RATE

Does this educational program lead to an occupation that requires licensing?: no

If Yes, please provide the information below (For each of the last two years):

First Data Year (YYYY):

Name of the licensing entity that licenses this field:

Name of Exam:

Number of Students Taking Exam:

Number Who Passed the Exam:

Number Who Failed the Exam:

Passage Rate:

Is this data from the licensing agency that administered the exam?:

Name of Agency:

If the response was no, provide a description of the process used for attempting to contact students:

Second Data Year (YYYY):

Name of the licensing entity that licenses this field:

Name of Exam:

Number of Students Taking Exam:

Number Who Passed the Exam:

Number Who Failed the Exam:**Passage Rate:**

Is this data from the licensing agency that administered the exam?:

Name of Agency:

If the response was no, provide a description of the process used for attempting to contact students:

Do graduates have the option or requirement for more than one type of licensing exam?:

Provide the names of other licensing exam options:

Name of Option/Requirement:

Name of Option/Requirement:

Name of Option/Requirement:

SALARY DATA

Graduates Available for Employment: 0

Graduates Employed in the Field: 0

Graduates Employed in the Field Reported receiving the following Salary or Wage:

\$0 - \$5,000.00: 0

\$5,001.00 - \$10,000.00: 0

\$10,001.00 - \$15,000.00: 0

\$15,001.00 - \$20,000.00: 0

\$20,001.00 - \$25,000.00: 0

\$25,001.00 - \$30,000.00: 0

\$30,001.00 - \$35,000.00: 0

\$35,001.00 - \$40,000.00: 0

\$40,001.00 - \$45,000.00: 0

\$45,001.00 - \$50,000.00: 0

\$50,001.00 - \$55,000.00: 0

\$55,001.00 - \$60,000.00: 0

\$60,001.00 - \$65,000.00: 0

\$65,001.00 - \$70,000.00: 0

\$70,001.00 - \$75,000.00: 0

\$75,001.00 - \$80,000.00: 0

\$80,001.00 - \$85,000.00: 0

\$85,001.00 - \$90,000.00: 0

\$90,001.00 - \$95,000.00: 0

\$95,001.00 - \$100,000.00: 0

Over \$100,000.00: 0

[Skip to Main Content](#)



Department of Consumer Affairs

BPPE Bureau for Private Postsecondary Education

[About Us](#) | [Complaints](#) | [Contact Us](#) | [Forms](#) | [Laws](#)

Statewide search: Search



Search this site: Search



This Site California

- [Home](#)
- [Students](#)
 - [Approved Schools](#)
 - [Choosing a career and a school](#)
 - [Guide for students facing a school closure](#)
 - [Student Tuition Recovery Fund Application](#)
 - [Transcript Request Form](#)
 - [More...](#)
- [Schools](#)
 - [Accreditation Overview](#)
 - [Annual Reports](#)
 - [Approved Schools](#)
 - [Applications](#)
 - [Successful School Closures](#)
 - [More...](#)
- [Enforcement](#)
 - [How to File a Complaint](#)
 - [Compliance Inspections](#)
 - [Disciplinary Actions](#)
 - [FAQ's](#)
 - [More...](#)

BPPE Annual Report for 2014 – Branch Locations

Please Review your data below. PRIOR TO SUBMITTING THIS INFORMATION TO THE DATABASE, YOU HAVE A FEW OPTIONS IN TERMS OF RECEIVING COPIES OF THE INFORMATION YOU ARE ENTERING:

1. *If you'd like an email containing this data sent to you, please enter your email address into the textbox located just above the Captcha section towards the bottom of this form.*
2. *After you click on the "Submit to Database" button below, please follow the instructions to complete this section of the annual report process.*

Institution Information

1. Report for Year: 2014
2. Institution Name:
Southern States University
3. Institution Code (Enter institutional code (main location)):
88680473
1601 Dove Street; Suite 105
5. City: Newport Beach
6. State: California
7. Zip Code: 92660

Branch Location

4. Street Address:

**Do you want an email containing the information you've entered above sent to you?
If so, please enter it here:**

***CAPTCHA: (Please enter the text found in the image below
or specified in the audio link to validate the submission of your data.)**



[Listen To This](#)

I declare under penalty of perjury under the laws of the State of California that the foregoing and all attachments are true and correct.

[Home](#) | [Contact Us](#) | [Disclaimer](#)

[Conditions of Use](#) | [Accessibility](#)

This web site contains PDF documents that require the most current version of Adobe Reader to view. To download click on the icon below.



Copyright © 2015 State of California

[Skip to Main Content](#)



Department of Consumer Affairs

BPPE Bureau for Private Postsecondary Education

[About Us](#) | [Complaints](#) | [Contact Us](#) | [Forms](#) | [Laws](#)

Statewide search: Search



Search this site: Search



This Site California

- [Home](#)
- [Students](#)
 - [Approved Schools](#)
 - [Choosing a career and a school](#)
 - [Guide for students facing a school closure](#)
 - [Student Tuition Recovery Fund Application](#)
 - [Transcript Request Form](#)
 - [More...](#)
- [Schools](#)
 - [Accreditation Overview](#)
 - [Annual Reports](#)
 - [Approved Schools](#)
 - [Applications](#)
 - [Successful School Closures](#)
 - [More...](#)
- [Enforcement](#)
 - [How to File a Complaint](#)
 - [Compliance Inspections](#)
 - [Disciplinary Actions](#)
 - [FAQ's](#)
 - [More...](#)

Thank You!

Thank You, your Annual Report Branch data for 2014 has been submitted.

There are two options to ensure the institution is in compliance with California Education Code 94913 (a)(5).

****IMPORTANT** – This is the only opportunity to complete the below requirement. Do not leave this page until you have completed number 1 or 2 below.**

The institution can either:

1. Print and scan a copy of the submission to be uploaded to the institution's website:
[Click here for a printable version of your annual report.](#)

OR

2. Convert the submission to PDF format to be uploaded to the institution's website:
Internet Explorer, Mozilla Firefox, Google Chrome: [WITH full featured Adobe Acrobat](#)
Internet Explorer, Mozilla Firefox, Google Chrome: [WITHOUT full featured Adobe Acrobat](#)

After printing you can proceed to enter in additional [Branch](#), or if necessary the institution may leave the Annual Report site and return at a later time (but before September 1, 2015) to submit the remainder of the required data.

If you are completely filling in all of your data, please fill out and print the [Annual Report Completion Check Sheet](#) (which must be mailed in to the Bureau).

[Home](#) | [Contact Us](#) | [Disclaimer](#)
[Conditions of Use](#) | [Accessibility](#)

This web site contains PDF documents that require the most current version of Adobe Reader to view. To download click on the icon below.



Copyright © 2015 State of California



Department of Consumer Affairs

Bureau for Private Postsecondary Education

You can now [Print this page](#) for your records.

After printing, you can proceed to enter in additional [Branch data](#)OR
if you are finished, please fill out and print the [Annual Report Completion Check Sheet](#)
(which must be mailed in to the Bureau).

BPPE Annual Report for 2014 – Branch Locations**Tracking Number:** 2015082893256**Report for Year:** 2014**Institution Name:** Southern States University**Institution Code:** 88680473**Branch Address:** 1601 Dove Street; Suite 105**Branch City:** Newport Beach**Branch State:** California**Branch Zip Code:** 92660